

# Native Plant News

NEWSLETTER OF THE NC NATIVE PLANT SOCIETY

Native Plant News  
Julie Higgin, editor  
jchiggin@yahoo.com

Summer 2018  
ISSN: 2151-2159  
Vol. 16, Issue 2

## INSIDE:

P2 President's  
Report

P5 Native Plant  
Habitat

P6 Chlorofiends!

P8 Getting  
Started

P10 Book Review

P11 Native Places

## MISSION STATEMENT:

Our mission is to promote the enjoyment and conservation of North Carolina's native plants and their habitats through education, cultivation and advocacy.

[ncwildflower.org](http://ncwildflower.org)

## A 'spectabilis' Spring Outing! Franklin is Fabulous Fun for Society

By Bettina Darveaux

Not only was the Showy Orchis (*Orchis spectabilis*) spectacular, we were in trillium and violet heaven as well! We could barely get out of view of our parked cars while on the Bartram Trail because there were just so many wonderful native plants to admire and learn about.

The forest floor was filled with *Trillium catesbaei* with its undulating leaf margins and nodding flowers ranging from dark pink to almost white. The much larger, red-flowered *T. vaseyi* also was competing for our attention. Black Rock Mountain State Park brought us *T. erectum* and *T. cuneatum*, with both their yellow and red flower forms. Our list would not be complete without *T. sulcatum* and the covered hillsides of the large white *T. grandiflorum* along the Rufus Morgan Trail.

The violets significantly added to this spring color explosion in the mountains with the Wood Violet



The Sunday morning Rufus Morgan Trail hikers who ventured to the spectacular waterfall. —Shawn Darveaux

(*Viola palmata*) and Appalachian Blue Violet (*V. appalachiensis*), with some clumps of both species having a pretty variegation to the flower petals. The yellow violets made their appearance with the Halberd-leaf Violet (*V. hastata*) having interesting silvery leaf variegation and the Smooth Yellow Violet (*V. pensylvanica*). Sweet White Violet (*V. blanda*), and Canada Violet (*V. canadensis*) also made their presence known. Despite the relatively small size of violets, their impact was impressive and have

(continued on page 4)

# President's Report

## Board of Directors

**Jean Woods, President**  
Jean14424@aol.com

**John Clarke, Vice President**

**Theresa Morr, Secretary**

**Diane Laslie, Treasurer**

**Dennis Burnette, at-large**

**Christy Larson, at-large**

**Trena McNabb, at-large**

**Larry Mellichamp, at-large**

**Will Stuart, at-large**

### **Committee Chairs**

**Terry Britton, Webmaster**

**Lisy McLeod, Programs**

**Tom Harville, Awards**

**Jackie Trickel,  
Virginia Curry, Education  
Co-chairs**

**Ann Walter-Fromson, Grants  
& Scholarships**

**Larry Mellichamp, Habitat  
Certifications**

**Jean Woods, Technical  
Coordinator**

**DeeDee Clarke, Membership**

To contact Board members,  
chapter chairs and committee  
chairs, go to;  
[http://ncwildflower.org/about/  
contact](http://ncwildflower.org/about/contact)



**Jean Woods**

**W**e are coming to the end of our fiscal year, which runs from June 1 to May 31, and we had a terrific year! In April we had our Spring Outing in Franklin and it was amazing! The weather was perfect and there were native plants in

abundance. The silent plant auction was incredible and we made almost \$2,000 to support our activities such as education outreach and grants. I heard several comments that some people thought it was our best Outing ever! We tried some new things this year, such as letting you sign up for hikes when you registered. This made our planning much easier and kept hikes from being overly crowded. We also upgraded our door prizes with items donated by various vendors and plant nurseries. There were many other positive changes this past fiscal year.

#### The Education Committee:

Came up with very informative and attractive handouts for our education outreach at events and on our website, [https://ncwildflower.org/native\\_plants/handouts](https://ncwildflower.org/native_plants/handouts)

The committee also developed a tub of children's activities, which were given to each Chapter to use at events. Stimulating the interest of children in the importance and joy of our native plants is of paramount importance. They are our future.

#### The Scholarship and Grants Committee:

Awarded six Shinn Scholarships and numerous grants to projects at schools and in the community, as well as one to a land conservancy. Visit our website at [https://ncwildflower.org/about/scholarships\\_and\\_grants](https://ncwildflower.org/about/scholarships_and_grants) This is a vital way that we use the money we take in to support our native plants. Consider leaving us a bequest in your will. A recent bequest greatly increased the size of our funds used to support these efforts.

#### Society Volunteers:

Certified 10 more gardens, bringing the total to 81!

*(continued next page)*

## President's Report (cont.)

Visit our website to learn about certifying yours.  
<https://ncwildflower.org/about/certification>

We did numerous plant rescues and moved many of the plants to the grounds of NC Museum of Arts in Raleigh. In this way, we save plants from bulldozers and put them in public gardens.

Our Annual Meeting is on **June 2 at Hagan Stone Park in Greensboro**. There will be native plants for sale and for auction. Bring some of yours for the sale/auction and a dish for our picnic. We now meet at the indoor facility, so it is cooler and more comfortable. We will be presenting to you the new officers and Board members for your vote, and several of us are rotating off the Board. It has been a joy, honor, and a privilege to serve as your President, and I hope to see you at one of our events in the future!

### Annual Meeting, Picnic & Plant Sale

- 9:30 a.m. to 3 p.m. Saturday, June 2
- 10 a.m. Talk by Bill and Jen Cure
- 11:30 a.m. Meeting
- Noon to 1 p.m. Lunch—Bring a Dish to Share!
- 1-3 p.m. Plant Auction by Mark Rose

### Letter to the Editor: **Words from the Wise**



Dear Editor:

What a marvelous job you are doing with the North Carolina *Native Plant News*. As a lifetime

member, the amount I paid many years ago to become such was really well worth it. It doesn't matter that I'm crying now because I'm stuck in Georgia and not near my home in Greensboro, but still I pretend that I am nearer to home than not. The pictures were outstanding. The article on Bloodroot is outrageously fabulous. I have some blooming right now, and later today when the rain stops, I'll go out there and see if I can find a seedpod to save and mature.

My mentor, Viola Braxton, taught me about natives when I was about 6 or 7 years old. We went on many "plant saves" where construction loomed — notably where Cone Boulevard is now. When I moved here to Georgia I was able

to continue doing that for a while, but then my health took a dive. Regardless, I have many memories, many wonderful times saving the natural world.

I will encourage all members of the North Carolina Native Plant Society to be very aware of how individuals with lots of money can come in and in a heartbeat destroy the natural world on a scale that is sickening. I know you know what I'm talking about. I see it down here in Georgia every day, but I'm not there in North Carolina. I hope you will make sure they do environmental impact studies, especially where there are old-growth trees remaining. The magic of our forests cannot be denied, but they are not protected. Please help stop the devastation.

I wish you the best going forward.

**Carole Marschall Madan**

*Note from the Editor:* Thanks Carole!



## Spring Outing (cont.)

gained a new appreciation for this genus and its amazing diversity.

Colonies of Mayapple (*Podophyllum peltatum*) did their part in adding to the flush of new green on the forest floor. Usually the flower only occurs on plants having two leaves but we actually found a single-leaved Mayapple with a blossom! The emerging large leaves of False Hellebore (*Veratrum viride*) occurred in sweeps on the forest slopes. We saw clumps of the achlorophyllous (having no color), parasitic Bear Corn (*Conopholis americana*), just waiting to keep bear's digestive system regular! Blooming patches of Foamflower (*Tiarella cordifolia*) and bellworts (*Uvularia sessilifolia* and *U. perfoliata*) added a delicate touch to the landscape, as did Yellow Mandarin (*Disporum lanuginosum*), Rue-anemone (*Thalictrum thalictroides*), and Early Meadow Rue (*Thalictrum dioicum*), just to name a few.

We can't forget our spore-bearing plants with their fresh green unfurling fronds. There was Northern Maidenhair (*Adiantum pedatum*) near the base of the waterfalls, Rattlesnake Fern (*Botrypus virginianus*), Hay-scented Fern (*Dennstaedtia punctilobula*), Marginal Wood Fern (*Dryopteris*

*marginalis*), Christmas Fern (*Polystichum acrostichoides*), and a new one for me, Resurrection Fern (*Pleopeltis polypodioides*),

which can almost completely dry up during a dry period and then come back to life when rehydrated.

It took the song of a Wood Thrush to remind us to actually take our eyes off the ground and look up to notice our flowering woody species, such as Serviceberry (*Amelanchier arborea*), Horse


Sugar (*Symplocos tinctoria*), Carolina Allspice (*Calycanthus floridus*), and Common Silverbell (*Halesia carolina*).

A great, big Thank You to the trip organizers, presenters, field trip leaders, fellow participants who were awesome to

“botanize” with, those who donated plants and raffle items, to the weather gods for three gorgeous days, and finally to the plants who put on such a “spectabilis” show for us!



Hikers led by Jack Johnson had a fabulous walk to the famously huge Wasilik Poplar.  
—Beth Davis



Leader Mark Rose on the Black Rock Mountain State Park Hike (left) and an Appalachian Blue Violet (right).  
—B. Darveaux

## Certified Native Plant Habitat

The Daniel Boone Native Gardens were dedicated in 1963 as a project of the Garden Club of North Carolina to create a plant sanctuary for North Carolina native plants, landscaped and labeled for education and conservation purposes. The three-acre Gardens, located at 651 Horn in the West Drive in Boone, NC, are open May through October with a suggested donation of \$2 for a visit. They are run as a non-profit public garden with the help of volunteers and donations from the community. Behind the massive wrought iron gates forged by a direct descendant of Daniel Boone, you can find a series of garden rooms such as the Allee, Rustic Arbor, Birch Grove, Rockery and Fern Garden. The historic Squire Boone Cabin demonstrates how pioneer settlers lived, and the Wedding Lawn and a Pickin' Porch provide space for events and can be rented. Each part of the Gardens serves to showcase a variety of NC native plants, from more formal settings near the event spaces to natural vegetation in the Rhododendron Walk. Hundreds of plant species provide a progression of blooms throughout the growing season. For more information see:


[www.danielboonenativegardens.org](http://www.danielboonenativegardens.org) or check out the plant list and pictures at [www.plantsmap.com/organizations/7414](http://www.plantsmap.com/organizations/7414).

Please send your Certified Native Plant Habitat descriptions and photos, and any questions you have about certifying your property, to **Larry Mellichamp** at

[LMellichamp@carolina.rr.com](mailto:LMellichamp@carolina.rr.com)



Pinkshell Azalea



*Dr. Larry Mellichamp, NCNPS Habitat Certification chair and board member, presents official certification of Daniel Boone Native Gardens as a "Native Plant Habitat" to Dr. Annkatrin Rose, board member of the Daniel Boone Native Gardens and chair of the Society's Blue Ridge Chapter.*

—Sarah Gilley



Fringe-tree



# CHLOROFIENDS!\*

Coming to a Wild Area Near You...

## Invasive Plants on the Horizon

By Lisa Lofland Gould

The NC Invasive Plant Council held its annual meeting in March, with several NCNPS members attending the sessions. One of the speakers was Anthony Koop, a Risk Analyst at USDA-APHIS, who spoke about several invasive plants that may be able to establish themselves in North Carolina. He used the adage “An ounce of prevention is worth a pound of cure”: if we become familiar with these plants now, we may be able to prevent their establishment here.

Two of the plants Koop described are aquatic invasives, **European Frogbit (*Hydrocharis morus-ranae*)** and **Senegal Tea Plant (*Gymnocoronis spilanthoides*)**. European Frogbit (in the Frogbit Family) is a perennial, free-floating or emergent monocot with heart-shaped, leathery leaves and small, white, three-petaled flowers. A dioecious plant, male



Senegal Tea Plant in bloom. Photo by Lalith Gunasekera ([www.cabi.org](http://www.cabi.org))



tative growth: it spreads by stolons, which in the autumn produce turions (bulb-like structures that can overwinter in the bottom of water-bodies): when spring arrives, the turions rise to the water surface and begin growing new

plants. A single Frogbit plant can produce up to 150 turions in one season, so this plant is easily spread along waterways. The plant can form dense mats that can crowd and shade out other aquatic plants.

Senegal Tea Plant, in the Aster Family, isn't from Senegal at all (where it is introduced and used medicinally), but is native to central South America. It is invasive in Australia, New Zealand, India, and parts of Europe, South America, and Mexico, but has not yet spread to the US. This plant is used in the aquarium trade, where it is known as “Water Snowball” due to its white, ball-shaped flowers. In the wild it grows as a freshwater emergent shrub up to 5' high, or it forms mats on the water that crowd out native plants and animals. Its hollow stems have nodes that can root when in contact with damp soil or water; it also produces seeds that spread in water or attach to animals or equipment. The mats formed by this plant can be so dense that they block streams and drainage channels (sometimes causing local flooding) and can affect fisheries, irrigation, navigation, and recreational activities such as swimming and boating. This fast-growing plant has a broad pH tolerance, is shade tolerant, and can tolerate frost, although it cannot survive in salt water.

Many of you are familiar with the bright yellow flowers of Scotch Broom (*Cytisus scoparius*), which has naturalized in North Carolina.

**French Broom (*Genista monspessulana*)**, native to Mediterra- (continued next page)

# Chlorofiends! (cont.)



French Broom infestation.  
Photo by Barry  
Rice, [sarracenia.com](http://sarracenia.com), [Bugwood.org](http://Bugwood.org)

near Europe and northwest Africa, is another shrubby legume that has become a serious pest along the Pacific Coast in California, Oregon, and Washington, as well as in Australia. The California Invasive Plant Council notes that this plant is less cold tolerant than Scotch Broom, but in spite of that can now be found covering 100,000 acres in California. Its flowers are smaller than those of Scotch Broom, and its stems are round with silvery silky hairs; the seedpods are also covered with hair (unlike Scotch Broom, which has hairs only on the pods' seams; Scotch Broom also has five-angled stems with ridges). French Broom can grow to 10' in height and can dominate plant communities, shade out tree seedlings, reduce invertebrate populations, and alter microclimates. Its leaves and fruit are toxic to livestock and the plant burns readily, so it can increase the frequency and intensity of fires, and, thanks to its height, can carry fire well into the tree canopy.

Much closer to home, we need to be on the lookout for **Purple Keman (*Corydalis incisa*)**, which appears to be spreading rapidly in the mid-Atlantic states. In the Fumewort Family, which also includes native wildflowers such as Wild Bleeding Heart and Dutchman's Britches

[*Dicentra* spp.]), many species of *Corydalis* are popular in the nursery trade. Purple Keman, a native of e. Asia, was probably introduced via the trade, either deliberately or as a contaminant in nursery stock; it is also used in folk medicine, so this may be another way it has moved around the globe. An annual/biennial, this spring ephemeral is a prolific seed producer; the seedpods open explosively and can throw seeds as far as 10 feet from the parent plant. Like *Dicentra* spp., the seeds have an elaisome, a structure high in fat and protein that is relished by ants, who feed this material to their larvae and thus help disperse the seeds. The seeds also are carried in runoff water, and as this plant thrives in floodplains, USDA-APHIS suggests that it has the potential to spread over about 40% of the US.

It may be too late to prevent the spread of Purple Keman in North Carolina. In February, a NCNPS member mentioned that she'd found a purple-flowered *Corydalis* on her property in Forsyth County. She brought me a specimen that keyed out to Purple Keman, and then

showed me two patches of the plant on her land, near streams. A week later, the day after I showed the plant at the NCNPS Triad Chapter meeting, another NCNPS member sent me a photo of a Purple Keman plant she'd found near the Yadkin River in Davie County. This plant isn't on its way, it is here!

As always, be vigilant, and GO NATIVE!

*Chlorofiends!* is a regular column in *Native Plant News*. If you have information or comments on invasive species in North Carolina, please share them with Lisa Gould ([lisal Gould@gmail.com](mailto:lisal Gould@gmail.com)).

\*Thanks to Jim Butcher's *The Dresden Files* for the column title.



Purple Keman in flower & fruit. -Lisa L. Gould

# Getting Started with Native Plants


By Lisa Tompkins

If you're like most of us, working toward a native plants landscape can be overwhelming and confusing. Especially after you've inventoried your landscape and just realized that most everything is exotic (from elsewhere) at best, or invasive, at worst. What to do?

A great place to start is at your front foundation. Not only is this your landscape's public face but also the one you'll see most often. And, hungry herbivores (deer, rabbit) aren't quite as likely to treat it as a buffet. Even if you're not ready to commit to removing the exotic and/or invasive shrubs that are already growing there (if you are, start with the invasives), most everyone has space in front of their shrubs or space to bump the bed out by a foot or two. I find this easiest to do where the sun exposure is morning sun/part shade.

One of the best native perennials to use here is Green-and-gold (*Chrysogonum virginianum*) – provided that the area is well drained. Plant Dwarf Crested Iris (*Iris cristata*) nearby and you'll have a lovely combination of color and texture that covers the ground (green mulch) and increases the biodiversity in your landscape without disrupting anything. You might also consider Pussytoes, sedges, alumroots, Foamflower, Partridgeberry, Maidenhair ferns – the list goes on. If the area holds moisture, consider Creeping Phlox (*Phlox stolonifera*) and/or one of our native sedges.

Sunny spots are a bit trickier since those perennials tend to grow taller. 'Nativars' (native cultivars) are made for places like this - with their neater habits and consistent flowering. For well-drained areas consider Moss Phlox (*Phlox subulata*), Threadleaf Coreopsis



Creeping Phlox

(*Coreopsis verticillata* 'Moonbeam' or 'Zagreb') or Aromatic Aster (*Symphyotrichum oblongifolium* 'October Skies'). With a little more moisture, try *Coreopsis auriculata* 'Nana', *Stokesia laevis* 'Peachies Pick', *Solidago sphacelata* 'Golden Fleece' or *Symphyotrichum novae-angliae* 'Purple Dome'. Select something with a neat habit that

matches your conditions and scale. Just give it a try. You'll be glad that you did.

For more native plants information and suggestions follow these links to our handouts:

[Favorite Natives](#)

[Favorite Groundcovers for NC Gardens](#)

[Favorite Ferns for NC Gardens](#)

Lisa is co-chair of the Southern Piedmont Chapter.



The **Blue Ridge Chapter** had a change of leadership this year. Founder **Mark Rose** turned the gavel over to **Annkatriin Rose** (no relation). Mark was presented with a beautiful framed photo taken by Annkatrin.



# A Conservationist Wonders ... Is It Worth It?

By **Michael Abicht**

**F**our years ago, my wife Marianne and I moved to Brunswick County on the southern edge of Leland. We live in a 240-home community. I estimate that 90% of the plantings in our neighborhood are non-native with many classic invasives. The River Birch in my front yard was one of the few natives our property. Today the ratio is reversed, with more than 80% of the plants being native to our area and more to come.

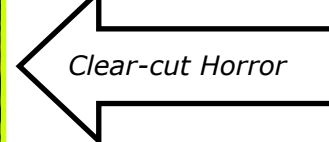
What motivated us to take immediate action upon arrival, was our new memberships and participation in the SE Coastal Chapter of our NCNPS and the Cape Fear Audubon Society. The available educational programs and plant walks, combined with the same for birding, helped us quickly realize that we needed to take action. That was the beginning of our mission to restore our property to a more natural setting.

Another new challenge happened just three ago. Literally overnight, 45 acres of woods were basically clear-cut, spreading out just 10 feet from our back property line for a new housing development. Our first reaction, after the tears dried up, was to move. But

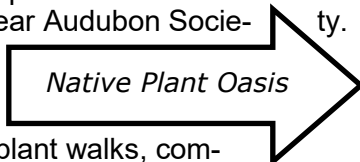
then we realized that what we have spent over four years creating has made a significant difference for the wildlife around us. We are truly a backyard postage stamp vital to the survival of a very diverse group of plants and critters.



Today, we have a variety of pollinator and fruit/seed-producing plants, with established layers of cover and water availability, and much more work to do. We are now enjoying nest-



ing Chickadees, Carolina Wrens, Bluebirds, Thrashers, not to mention over a 100 species of native plants. Marianne even spoils our local squirrel population with shelled peanuts. Yes, it is worth it!




*Michael is co-chair of the Southeast Coast Chapter.*

## Book Review

By Lynda Waldrep

*Essential Native Trees and Shrubs for the Eastern United States* is a helpful and interesting book just published early this year. It is particularly good for people who have a blank slate, for example, new homeowners or landscape designers, especially with commercial plantings. The authors, Tony Dove and Ginger Woolridge, are currently in Maryland but have lived and worked in many East Coast areas.



The chart in Part 1, detailing site conditions and general plant attributes, I found a little difficult to scan due to the coding used. However, Part 2, featuring primary trees and shrubs, has lovely photos and good descriptions that include seasons of interest, color and form, as well as the typical exposure, moisture, etc. Of particular interest is the sketch that shows height after periods of growth, such as 15 and 60 years for *Betula lenta* and five to 10 years for *Illicium floridanum*.

The last part, which really caught my attention, has secondary trees and shrubs — those that may have undesirable characteristics, such as an unpleasant odor or being attractive to deer. Landscape designers newly interested in natives will benefit from this book, and all gardeners and plant lovers who want to include more natives will enjoy the informative descriptions and quality photographs that give a clear idea of what to expect in each plant.

## Society Grant Honors Late Member

The LandTrust for Central North Carolina would like to announce the purchase of an 18.3-acre conservation property located on the Uwharrie River in Randolph County. This property boasts a mature hardwood forest and over 530 linear feet of frontage on the Uwharrie River. The Uwharrie River is nationally recognized as a significant aquatic habitat and possesses several species of rare mussel. This site has mature hardwood trees and is habitat for Crane-fly Orchid and Cottonwood trees, uncommon to this area. This site offers a truly unique opportunity to provide a canoe and kayak launch location where none exists. The location of the site along Highway 49 is also an important NC Scenic Byway. The majority of funding for this conservation purchase came from The Smithfield Agreement Environmental Enhancement Grant Program. The LandTrust also received a \$3,000 grant from the North Carolina Native Plant Society toward the acquisition of this property. The Society awarded this grant in honor of **Alice Zawadzki**. For more information on this project or The LandTrust for Central NC contact Crystal Cockman at [crystal@landtrustcnc.org](mailto:crystal@landtrustcnc.org) or 704-647-0302.

2017-2018

### Grants and Scholarships

In the current fiscal year, NCNPS awarded six Tom and Bruce Shinn grants for graduate student research on native plants, four B. W. Wells stewardship grants, and our first-ever Alice Zawadzki conservation grant. We have also provided funding for five student scholarships for the Cullowhee Native Plant Conference in July 2018. Thank you to our members for helping support these grants and scholarships that promote the appreciation and conservation of native plants. Look for project reports from recipients in this and future issues of *Native Plant News*.

Ann Walter-Fromson, Chair  
Grants & Scholarships Committee




# Native Places



**A** visit to the **Sarah P. Duke Blomquist Garden** is a native plant adventure — a shaded stroll along rolling gravel paths lined with lush ferns, flowering shrubs, and masses of wildflowers. Stairways, bridges, inviting benches, pools, excellent signage, and alcoves filled with native plantings encourage you to walk slowly through 6 shaded acres. April and May are ideal for a first visit. On my recent visit, Trilliums, Dwarf Crested Iris, bright white Downy Viburnums and brilliant orange Flame Azaleas were all at peak bloom. Stephan Bloodworth and his staff have a knack for finding the perfect spot for a species. As I ducked beneath an Alabama Supplejack, I found a cluster of Shooting Stars nestled beneath a blossoming Rhododendron. Parking is metered at \$2 an hour, but is very convenient. There is no admission fee. Smiling volunteers are there to answer any questions. If you enjoy native plant gardens, Blomquist's collection of 1,000-plus native species will not disappoint!

—Article and photos by **Will Stuart**







**North Carolina Native Plant Society**

C/O Julie Higgin

176 Huntington LN

Mooresville, NC 28117

**We're  
Wild  
About  
Natives!**



*This photo was taken in the early 1970s by Dr. Herbert Hechenbleikner, when our Society was known as the NC Wildflower Preservation Society. Recognize anyone? Contact Dr. Larry Mellichamp.*