

# Native Plant News

NEWSLETTER OF THE NC NATIVE PLANT SOCIETY

Native Plant News  
Julie Higgie, editor

SPRING 2021  
Vol. 19, Issue 1

## INSIDE:

P2 Society News  
P5 New Chapter!  
P6 CHLOROFIENDS  
P9 Seed Library  
P11 Habitats!  
P12 B.W. Wells  
P16 Member  
Spotlight

## MISSION STATEMENT:

Our mission is to promote the enjoyment and conservation of North Carolina's native plants and their habitats through education, protection, cultivation and advocacy.

[ncwildflower.org](http://ncwildflower.org)

## Up Close and Personal!

### Reid Chapter puts heart into special garden

By Amy Mackintosh

**SPRING IS ALWAYS** a special season in the Margaret Reid Wild Flower Garden, a 1.5-acre woodland garden on the west side of Raleigh. The garden is protected by a conservation easement, and cared for in part by volunteers from the Margaret Reid Chapter of the North Carolina Native Plant Society. Spring 2020 was particularly glorious, and the shelter-in-place orders during that season gave us the opportunity to spend more time in the garden observing some of the lesser-known plants, learning and making new discoveries.



Trout Lily

The garden's native woodland plants flower in long progression between February and June with three waves of blooming. The spring ephemerals – Trout Lilies (*Erythronium sp.*), Bloodroot (*Sanguinaria canadensis*), Spring Beauty (*Claytonia virginica*), Rue-Anemone (*Thalictrum thalictroides*), Toadshade (*Trillium cuneatum*) and more – start off the season in late winter. The reproductive strategy of these small plants on the deciduous forest floor is to complete most of their life cycle before the trees leaf out when the sun reaches ground level and pollinators can find them. The earliest usually start emerging in early February depending on weather; with 2020's warm winter we spied the first Trout Lily bud near the end of January, with more species emerging as February and March progressed.

The first wave of blooms usually segues in mid-April to the mid-spring "peak wave" of native Azaleas (*Rhododendron periclymenoides* and others), Wild Geranium (Cont. on P3)

# PRESIDENT'S REPORT

## Board of Directors

**Steve Kroeger, President**

*Open, VP*

**Theresa Morr, Secretary**

**Diane Laslie, Treasurer**

**Katy Davis, at-large**

**Bettina Darveaux, at-large**

**Carol Fox, at-large**

**Lauri Lawson, at-large**

**Paula LaPoint, at-large**

### **Committee Chairs**

**Terry Britton, Webmaster**

**Tom Harville, Awards**

**Jackie Trickel,**  
Education Chair

**Debra Murray,**  
Grants & Scholarships

**Amy Tipton,**  
Publications Chair

**Jean Woods,**  
Technical Coordinator

**DeeDee Clarke, Membership**

**Anne Gometz, Historian**

**Liz Wahls,**  
Correspondence Secretary


**Pat Holder,**  
Native Plant Habitats

To contact Board members, chapter chairs and committee chairs, go to; <http://ncwildflower.org/about/contact>

**I HOPE EVERYONE** is doing well, as our unprecedented times seem to be on hold for an unknown period.

### **New Chapter!**

The Society welcomes a new chapter – the Central Coastal Plain Chapter, with New Bern serving as the chapter's geographic center. The CCPC will focus on an area about 1- to 1.5-hour drive from New Bern. Our thanks go to **Carol Peoples, Anna Meadows Helvie** and **Dale Tilson** for organizing the chapter.



**Steve Kroeger**

### **The Pandemic and Society Meetings.**

The Society's challenges of getting together and meeting during the pandemic have been met, but not fulfilled, by adopting the software Zoom as an online meeting platform. Chapters have used this platform with much success, and our board meetings have had phenomenal participation using Zoom. I know online meeting is not the same of in-person chapter meetings, annual membership meetings and, of course hikes. However, any meeting conducted via Zoom can be attended by any member AND you do not have to purchase Zoom to participate. If you want to know about those meetings you need to "join" the chapter/groups. Log on to your membership profile via <https://ncwildflower.org/> select "Members Only" and edit your profile to include the groups you are interested in joining. If you have questions on how to do this, please contact me at [skroeger@protonmail.com](mailto:skroeger@protonmail.com)

### **Spring Events**

The Spring Outing will not be held this year. We do hope to have a Fall Outing. We are working on plans for the annual membership meeting. Whatever is decided, elections for board members needs to occur in June. We welcome anyone who is interested in serving – just let us know. Experience is not necessary, but an interest in serving certainly is. Thanks!

## Margaret Reid Garden (cont.)

(*Geranium maculatum*), Crested Iris (*Iris cristata*), Wild Blue Phlox (*Phlox divaricata*), Atamasco Lily (*Zephyranthes atamasco*), Coral Honeysuckle (*Lonicera sempervirens*), and Arrowwood Viburnum (*Viburnum dentatum*) to name but a few. This wave was also early in 2020, coming into bloom in the first week of April. Just as all the mid-spring flowers opened, the weather put on the brakes, slowing down the progression so we had a lovely long “peak wave” that in turn transitioned to the third spring bloom wave, also extended by cool weather, thus stretching the sequence farther into May than usual.

The Catawba Rhododendrons (*Rhododendron catawbiense*), Mountain Laurel (*Kalmia latifolia*) and an assortment of white flowers –

Maple-leaf Viburnum (*Viburnum acerifolium*), Fly-Poison (*Amianthium musecaetoxicum*), Fringe Tree (*Chionanthus virginicus*), native Mockorange (*Philadelphus inodorus*) among others – are stars of this wave, along with pale lavender-blue Showy Skullcap (*Scutellaria serрата*) and the varied greens of ferns that fill the moister parts of the forest floor.

For several years we have been noticing strange white noodle-like growths that emerge from one of the mossy paths with both ends in the ground. This spring a visitor helped figure out that these were probably the stolons of American Trout Lily (*Erythronium americanum*), an uncommon Trout Lily species in this area. The Reid Garden is filled with trout lilies in early spring, but the vast majority is the Dimpled Trout Lily (*Erythronium umbilicatum*). A few years back we had noticed a patch of late blooming trout lilies in one area (not

where we first noticed the stolons) and eventually realized they were American Trout Lilies.

Looking more carefully at this patch we found stolons there also. However, the stolons in the path are on the other side of the garden, separated by a slight ridge. So, we still have a mystery as to how they got there. Guessing there are immature *E. americanum* in this area, we will be keeping an eye out for future flowers.



Showy Skullcap

The flowers of the bellworts or merry bells (*Uvularia*) are not particularly showy, but they are worth growing for foliage alone. We have at least three species in the garden – Sessile Bellwort (*U. sessilifolia*), Mountain Bellwort (*U. puberula*) and Perfoliate Bellwort (*U. perfoliata*). According to inter-

net descriptions, the first two are distinguished primarily by whether they have smooth stems or slightly hairy stems – a very subtle difference. But in June at least (when I started trying to identify them), *U. puberula* has much glossier leaves, making it easily recognizable against *U. sessilifolia*'s matte finish. Perfoliate Bellwort is easy to distinguish from these two; its leaves and flower stems both pass through the leaves. *U. grandiflora* does too, but I haven't found that species in the garden so haven't had to parse out the distinguishing features. The Mountain Bellwort became my favorite until deer ate the one plant I found in the garden. I'll cage it if it returns next spring.

Solomon's Seal (*Polygonatum biflorum*) and Eastern Solomon's Plume (*Maianthemum racemosum*) are similar to the bellworts in foliage. The Solomon's Seal species native to North Caroli-

(Cont. on P4)



## Margaret Reid Garden (cont.)

na is divided into two varieties. In the Reid Garden we have the short variety, *Polygonatum biflorum* var. *biflorum*. This is common in the Piedmont. The flowers and fruit hang along the stem under the leaves. On Solomon's Plume, the flower spray and berries are at the end of the stem. Both are lovely plants for the woodland garden. Solomon's Plume is showier, both in flower, and again in fall when the berries turn red and the leaves turn yellow. The foliage is attractive throughout the spring and summer, decorating the ground layer in shady woods.



*Solomon's Plume*

There are so many interesting plants deserving of more notice in the Reid Garden. I will end with one of my favorites in late spring, the Showy Skullcap (*Scutellaria serrata*). Several native species of skullcap have attractive lavender-blue flowers, but *S. serrata* holds its own even when not blooming. It forms a neat rounded clump of green serrated leaves about 12"-24" high with a bluish cast that contrasts beautifully with the chartreuse ferns that grow around it in our floodplain garden. In late April, the lavender-blue flower spikes stand above leaves, further complementing the color scheme at a time when most of the garden has progressed to green. The clumps of foliage remain attractive well into the fall, long after most spring bloomers have disappeared. Someone needs to start growing this commercially!

When Margaret Reid and her husband built their house in 1945, their friends thought they were moving to the country. As Raleigh expanded around them, Mrs. Reid noticed wild flowers in front of the bulldozers. Thus, began a long friendship with B.W. Wells, botanist and ecologist at NCSU, and shared explorations of local habitats and plants. Margaret started rescuing plants from development sites in Ra-

leigh and surroundings and creating habitats within her garden where they would feel at home and multiply. Wanting her garden to continue beyond her lifetime so children could always see a Hepatica, in 1992 she donated a conservation easement to Triangle Land Conservancy.

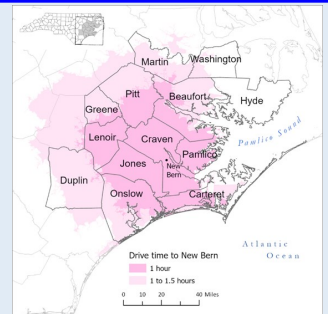
I started volunteering in the garden in the early '90s and have been involved with its stewardship since then. After Margaret Reid's death in 1996, and Hurricane Fran's devastation later that year, my parents, Robert and Julia Mackintosh, founders of Woodlanders Nursery in Aiken, SC, seized this opportunity to move to Raleigh and undertake a garden restoration project. They purchased the property and for almost 20 years stewarded the garden, restoring Fran damage and adding their own touches, such as a boardwalk through the floodplain, a circular bog garden, and a small garden pond in place of a stump hole from one of the huge oaks that Fran felled. My husband and I are the current owners and keepers of the property. We feel very privileged to wake in this garden every day and to extend Margaret Reid's legacy by continuing its care and sharing it with others.

The NCNPS Margaret Reid Chapter holds monthly workdays on second Saturdays during the school year, and hosts an annual Open Garden on Easter afternoon. Contact us at [ReidChapter@gmail.com](mailto:ReidChapter@gmail.com) to arrange visits at other times.

*(This article was originally published in Summer 2020 in The Trillium by the North American Rock Garden Society – Piedmont Chapter, and since updated for this NCNPS newsletter. All photos by the author.)*

# Meet Our New Chapter!

**THERE'S A NEW** kid on the block! The Central Coastal Plain Chapter was approved by the state board of NCNPS at February's BOD meeting. The epicenter of the chapter is New Bern with most members living within an hour's drive. Thus far, residents from Carteret, Onslow, Beaufort, Craven, Jones, and Lenoir Counties have participated in virtual meetings.



Members of the CCP Chapter are excited about connecting with like-minded individuals and working together to promote the enjoyment and conservation of native plants and their habitats in North Carolina's central coastal plain, through education, protection, propagation, and advocacy.

The group has discussed possible activities, including arranging speakers/workshops to expand our knowledge of issues regarding native plants; participating in native seed/plant sharing; encouraging local nurseries to sell native plants; organizing hikes; establishing partnerships with schools, towns, NC Coastal Federation, local chapters of Sierra Club, Audubon Society, etc.; service projects such as volunteering at community gardens/parks, plant rescues, removal of invasive non-native plants and sharing information about native plants via social media and information booths at local events.

If you are interested in joining the CCP chapter, please contact Steering Committee member, **Carol Peoples** at [docsmom201@gmail.com](mailto:docsmom201@gmail.com). Also on the Steering Committee are **Anna Meadows Helvie** and **Dale Tilson**. A big, warm welcome to everyone!

## Margaret Reid Chapter News

After an extended break last spring and summer, we resumed our monthly field trips, and small garden and greenway workdays in September, wearing masks and socially distanced, after health authorities indicated that outdoor gatherings were relatively safe. The field trips have been very popular, with turnout in the 20s for our trips last fall to Penny's Bend Preserve (Durham), Weymouth Woods State Park (Southern Pines), the Lower Haw River (Chatham County), and Triangle Land Conservancy's new Williamson Preserve (east Wake County). This January, our members **Herb & Pat Amyx** showed us the wildlife garden they help manage at Raleigh's Forest Ridge Park near Wake Forest, and we have monthly trips and workdays planned through June. On Feb. 18 we hosted our first Zoom meeting with a presentation by **Dale Batchelor** about gardening with native plants. We're also hoping to start creating some videos to share our field trips and other native plant information, thanks to expert video editing volunteers. And we're hoping to hold our annual Easter Open Garden this spring at the Margaret Reid Wild Flower Garden in Raleigh.

—**Amy Mackintosh & Margaret Partridge**

# CHLOROFIENDS!\*

## ***Tearthumbs & Smartweeds*** →

By Lisa Lofland  
Gould

### **NORTH CAROLINA**

is home to many members of the Buckwheat Family

(Polygonaceae), both native and non-native. A previous column discussed the highly invasive Asian knotweeds (*Reynoutria japonica* and *Reynoutria sachalinensis*). In this column, the focus will be on the smartweeds and tearthumbs (*Persicaria* spp., formerly included in the genus *Polygonum*). The name *Persicaria* derives from the resemblance of the leaves of some species to peach (*Persica*) leaves.

Plants in the Buckwheat Family have jointed stems—*Polygonum* means “many knees” — usually with a membranous sheath (*ocrea*) around each joint. In some species there are hairs fringing the *ocreae*, while others lack fringing hairs; the characteristics of the *ocreae* can be important for identification. Within the genus *Persicaria*, some species have smooth stems while other are adorned with curved prickles, hence the name “tearthumb” for those so armed. North Carolina has two native tearthumbs, Arrowleaf Tearthumb (*Persicaria sagittata*) and Halberd-leaved Tearthumb (*Persicaria arifolia*), both denizens of wet areas.

The most notorious of the tearthumbs is the invasive Devil’s-tail Tearthumb, better known as Mile-a-minute Vine (*Persicaria perfoliata*). An Asian native, it was first recorded in the



US in 1890, apparently arriving in Portland OR in ballast water. It began to naturalize more widely in the 1930s, probably arriving as seeds in rhododendron nursery stock. It grows in drier areas than most members of this genus

and thrives with some sun; it can be found in fallow fields, roadsides, damp meadows, and in young and newly cut forests.

Mile-a-minute Vine has alternate, triangular leaves and branching, prickly, reddish stems; the leafy *ocreae* surround the stem (perfoliate). The small white flowers are not showy, unlike the metallic blue fruits. This annual plant can grow as much as 6” in a day and up to 20’ in a growing season, clambering over other plants (the prickles help it climb) and crowding them out. A large infestation can prevent the seedlings of native plants from becoming established and can have a serious impact on plant nurseries and forestry

projects. Ants and birds help disperse the fruit, which is also eaten by rodents and deer and carried in runoff water and streams.

Here in North Carolina, Mile-a-Minute Vine has been reported from a few mountain and piedmont counties. NCNPS member Debbie Shetterly, of the Blue Ridge Chapter in Boone, reports that the



***Mile-a-minute Vine in fruit***

vine was found several years ago by some birders along the Boone Greenway in Watauga County. Since that time the chapter has tried to keep up with the infestation. In summer 2020 the Blue Ridge Chapter worked with a

(Cont. Next Page)



## CHLOROFIENDS!\* (cont.)



### **Tackling a Mile-a-minute Vine infestation.**

coalition of local conservation organizations to schedule a workday to pull it out, and in spite of Covid-19 issues, they got 11 volunteers who ended up with “19 huge trash bags of the vine”. Debbie noted that the vine is easy to pull (wearing gloves!), but to be most effective, it needs to be tackled before the fruit ripens.

There are many non-prickly smartweeds in North Carolina. Most of the native species



**Longbristle Smartweed**

grow in wet habitats, while several of the non-natives were introduced as garden plants (such as the old-fashioned Kiss-me-over-the-garden-gate, *Persicaria orientalis*) and don't need wet soils. Two non-native smartweeds have spread widely in North Carolina: the Eurasian Lady's-thumb (*Persicaria maculosa*, also known as Heart's-ease) and the Asian Longbristle Smartweed (*Persicaria*

*longisetata*). Both have tiny pink flowers on an elongated inflorescence, and both have bristly ocreae; the bristles on Lady's-thumb are under 5 mm long, while those on Longbristle Smartweed may be up to 12 mm (the inflorescence of the latter species may also have bristles). Lady's-thumb gets its name from the dark blotch in the center of the lance-shaped leaves; legend has it that the Virgin Mary left her thumbprint on this plant. The leaves of Longbristle Smartweed may also have blotches but they are not so dark as those of Lady's-thumb. The native Pennsylvania Smartweed (*Persicaria pennsylvanica*) looks very similar but lacks bristly ocreae and leaf blotches.

Both of the non-native species can form large patches on damp woodlands but also thrive in lawns and edges. My personal observation is that Longbristle Smartweed is spreading quite rapidly, at least here in the Piedmont; I'd be interested to know what others of you have observed.

Curious minds may ask why these plants are called “smartweeds”. Initially I thought it might be because if you attempted to pull up the “tearthumb” members of this genus, it would smart! But I'm afraid the origin is more humble than that: according to the U.S. Forest Service, “smartweed” is a corruption of “arsmart”, referring to the former use of this plant to treat hemorrhoids.

As always, GO NATIVE!

*Chlorofiends!* is a regular column in *Native Plant News*. If you have information or comments on invasive species in North Carolina, please share them with Lisa Gould. ([lisalgould@gmail.com](mailto:lisalgould@gmail.com)).

\*Thanks to Jim Butcher's *The Dresden Files* for the column title .

Photo credits:

Mile-a-minute vine photos by Leslie J. Mehrhoff, University of Connecticut Bugwood.org  
Longbristle Smartweed by Lisa Gould

## More Society News!

### NCNPS on YouTube

NCNPS chapters have been recording their Zoom meetings and turning the recordings into videos. If you missed a meeting or want to watch again, head over to the Native Plant Society YouTube Channel. The channel name is ncwildflowers. The link to find ncwildflowers on YouTube is listed below. While you are there, please subscribe to our channel to help us spread native plant love, and so you don't miss any new videos. <https://www.youtube.com/user/ncwildflowers>

### Do You Have a Family Membership?

NCNPS Family memberships are for two family members. We currently have 240 family memberships, which would mean 480 members, but we don't know the names of 123 of those members! Also, for 50+ family members, we have their name but not their contact information.

If you have a family membership, please make sure both of you can log into our members-only website. If only one of you can log in, please add the other family member to your membership. A step-by-step tutorial on how to add your family member is at <https://northcarolinanativeplantsociety.wildapricot.org/resources/Documents/Add%20Member%20to%20Family%20Membership.pdf>.

If you prefer I add your family member for you, please send me an email at [deedeeclarke33@gmail.com](mailto:deedeeclarke33@gmail.com) with the following information:

Both members names

Both email addresses

Whether both members should be listed in our online directory

The name of your local chapter (Blue Ridge, Triad, Triangle, S. Piedmont, or SE Coast). If you don't have a local chapter, state that you are an at-large member.

Whether either of you would like opt-out of receiving emails from NCNPS

If you have any questions, please send me an email. Thank you for helping us keep our membership database up-to-date.

**DeeDee Clarke**, Membership Chair



## Seed Library Box Installed in Boone

**THE BLUE RIDGE CHAPTER** has installed a seed library box at the Daniel Boone Native Gardens located at 651 Horn in the West Drive, Boone. Used to facilitate the Chapter's seed swap on Jan. 13, it will remain as a permanent installation for sharing wildflower seeds with the public. The box was restocked for National Seed Swap Day on Jan. 30. Interested gardeners are welcome to check it out and take some seeds to grow at home!

In keeping with the theme of the Society and Gardens, this new seed library will focus on wildflowers, shrubs and trees native to North Carolina. These plants form the basis of our ecosystem, attracting insects, birds and other wildlife that co-evolved with them. Seeds will come primarily from plants propagated locally by members or growing at the Daniel Boone Native Gardens, ensuring their suitability for garden use in the climate of the High Country.

"A lot of people seem to have discovered gardening during the pandemic and have been asking where to get native plants or seeds," said **Annkatriin Rose**, Chair of the Blue Ridge Chapter. "That's great to see the increased awareness of the importance of native plants! This box will allow us to share the seeds our members collect with those gardeners. Huge thanks go to **Debbie** and **Mike Bauer**, who built and donated the seed library."

Unlike many flower and vegetable seeds appearing in the stores at this time of year, native plant seeds can be tricky to germinate. "A lot of native seeds need to experience winter to break dormancy," Rose explains. "The easiest way to do this is to sow the seed outdoors in late fall to early winter. Right now is the perfect time for them. If you start them indoors or wait until spring, you have to refrigerate them." Instructions on how to grow native plants from seeds are available along with the seeds in the box. **Rebecca Hutchins**, chairperson of the board of



the Daniel Boone Native Gardens said that "the Daniel Boone Native Gardens offer local residents and visitors many ways to learn about native plants. We think the convenience of having free seeds available at the Gardens will be useful to many who would like to try planting natives. We are grateful to all those who have donated to make this opportunity possible."

For more information about the seed box, please visit: <https://ncwildflower.org/blue-ridge-chapter-seed-library/>

### About the Daniel Boone Native Gardens:

Opened in 1963, the mission of the gardens is to protect and conserve plants in addition to educating visitors about native plants of North Carolina. The Gardens are always open. Donations are welcome. Suggested donation is \$2 for adults and free for children under 16. For more information see <https://www.danielboonenativegardens.org/>.

*From a press release written by Dr. Annkatrin Rose*

# Dirca palustris—Harbinger of Spring

By **Bettina Darveaux**

**WE ARE OVERWHELMED** with anticipation in the springtime, as we await the first signs of renewed life from our faithful native plant species. Luckily, the wait isn't too long at all if you happen to have Eastern Leatherwood (*Dirca palustris*) in your vicinity. Eastern Leatherwood is a densely-branched, relatively small, rounded-shaped shrub in the Mezereum family (Thymelaeaceae). There are three species of *Dirca* native to North America but only one found in North Carolina, so that really makes identifying this species a piece of cake.

It's hard to describe the feeling I get when I first see those beautiful fresh chartreuse-colored leaves emerging in late winter/early spring. Did I say late winter? Yes, I did, and actually the fun starts even earlier than that. Last year the buds, covered with densely pubescent bud scales, had already started to swell and enlarge in late January, and began opening in early February. By the end of February, the young leaves were starting to grow. My shrub is immature so has not yet flowered but pendulous clusters of pale-yellow flowers that have a tubular corolla-like calyx, but no petals, would emerge at the same time as the leaves are unfolding. A mature specimen would therefore provide both flowers and foliage just at the time you needed color

and fresh greenery the most to shake off those gray winter days.

Lateral buds, which are the embryonic branches for the following year, develop on the twigs during the current growing season, typically in the angle between the leaf and stem for many species. In Eastern Leatherwood, these buds are hidden underneath the expanded base of the leaf petioles. Leaf scars therefore completely encircle the bud and can be an important identifying characteristic on the twigs. Another more entertaining feature of the twigs is how limber they are. They are so pliable to the point of being able to be tied into a knot without the twig breaking! I am not sure I want to torture my precious shrub that way but I have bent the branches quite a bit and can attest to how flexible they are.

The very fibrous, tough, and strong bark is what enables the twigs to have this attribute. It is not surprising that the bark and twigs of *Dirca palustris* were used by indigenous Americans for woven basketry, bow strings, fishing lines, and ropes. Another common name for this shrub is Ropebark, for obvious reasons.

It is always fun to have a species with an unusual trait growing in your garden. With its extraordinary bendable powers, Eastern Leatherwood seems to also be able to bend time, providing springtime cheer as winter wanes.

You can learn more about this native shrub in our Plant Gallery [https://plants.ncwildflower.org/plant\\_galleries/details/dirca-palustris](https://plants.ncwildflower.org/plant_galleries/details/dirca-palustris).



**Figure 1.** Progression of Eastern Leatherwood buds as they transition from dormancy to swelling from internal growth, and then to opening.



**Figure 2.** Leaves of *Dirca palustris* are alternately arranged, simple, entire, short-petioled, and have a light-green color as can be seen on this young sapling. They turn yellow in the fall.

# New Native Plant Habitats!

By **Pat Holder**

**DURING THE LATE** fall and winter months, two new public gardens were certified as North Carolina Native Plant Habitats. This is exciting news because both of these gardens demonstrate the beauty and value of our native plants to their visitors. Cooler weather allowed time away from physically gardening to complete the applications and submit them, along with photos, for certification.

The first was detailed in the *Native Plant News* winter edition, in an article written by George McDowell about a project helped by the Society's B.W. Wells Stewardship Award. **Cary Tree Archive** contains 7.5 acres, with approximately 85% planned, and 20 to 25% currently planted. All the plantings are dedicated to North Carolina native plants and providing a wonderful public space to showcase them.

Garden planners and workers completed an element of the Cary Tree Archive as the **Lillian Mae Wolcott Carroll Pollinator Garden**, a 3,150-square-foot garden planted exclusively with native plants. This project was completed by 29 volunteers on Sept. 27, 2020.

There is a special historical component to the garden: only native species of trees which comprised the Old Growth forest before settlement by Europeans are being planted. So far, they have planted descendants of the Oklahoma City Bombing Survivor Tree, of UNC's Davie Poplar, and of the Angel Oak. Other important historical trees will be planted in the future.

The **Transylvania Garden Club Garden** in Brevard is the second recently certified Native Plant Habitat public garden. It is adjacent to the recently rebuilt Brevard Railroad Depot on Railroad Avenue in Brevard. Many hard-working volunteers in the Transylvania Garden Club have spent

days preparing the property and planting native species in this approximately 3,800-square-ft. garden.

Please plan a stop at this spot in downtown Brevard when you are visiting this gorgeous area in our North Carolina mountains. The spring will delight your senses with blooms of flower-

ing dogwood, serviceberry, blueberry, Virginia Sweetspire, green and gold, and many other native species. In summer months you will find the brilliant hues of Garden Phlox, coneflower, milkweed and bee-balm among the profusion of flowers.

As we spend cold winter hours dreaming of spring, it is wonderful to know that we can look forward to these two newly certified Native Plant Habitats that are open for all to enjoy. Luckily, gardens are open even during a pandemic.

Other newly certified habitats belong to:

**Morgan Granda** and **Kurt Ritters** of Chapel Hill, and **Gary Merrill** of Leicester. Congratulations!



*Lillian Mae Wolcott Carroll Pollinator Garden*



# Society's B.W. Wells Grants

## Gateway Nature Preserve Uses Wells Grant to Establish “Woodies” in Its Pollinator Garden

**Cornelia Barr**, Board Chair

**TREES AND SHRUBS** form the backbone of a pollinator garden. Thanks to a B.W. Wells Stewardship Grant, the Gateway Nature Preserve's garden now features a smorgasbord of dogwoods, Witch Hazel, serviceberries, River Birch, blueberries, and many more plants to please a wide variety of pollinators.



The Preserve, a 19-acre site located a mile from downtown Winston-Salem, has dedicated a half-acre site as a pollinator garden. This space serves as a refuge for bees, butterflies, moths, birds, and other wildlife, and once we can gather again, will be a teaching area for the public. In 2019, we commissioned a garden plan and built paths and garden beds. For the first planting phase, we used the Wells Grant to purchase trees and woody shrubs—more than 90 plants in all. We planted them in fall 2019 with a robust team of volunteers from Wake Forest University, Americorps staff members, and Gateway volunteers.

Our plans to complete the planting of perennials, funded by other sources, were somewhat disrupted by the pandemic. The groups of perennials we did plant have been thriving—including Common Milkweed and Butterflyweed, which hosted a healthy population of Monarch caterpillars and chrysalides!

We are very grateful to the Society for its support—and for the advice and efforts of a dedicated team of native plant experts, master gardeners, butterfly experts, and volunteers who helped plant, weed, and water. We welcome Society members to tour the garden once we can reconvene—hopefully in 2021!

## Native Plant Gardening in Underserved Communities

**Cameron Waters**, Community Gardens Program Coordinator

**STARTING IN 2019**, the Community Gardens Program in Forsyth County worked to reintroduce native plants into local gardens, many of them located in communities with limited resources. This community-driven program was motivated by a common desire among gardeners to incorporate native species that attract beneficial pollinators, beautify garden spaces, and create opportunities for engaged learning. With funds from a B.W. Wells Stewardship grant, nine community gardens, such as the YMCA Food Pantry Garden and the Catholic Charities Garden, were gifted transplants of a variety of native pollinator-friendly plants.



Gardeners attended three workshops: the first on plant selection, garden site preparation, and design; the second on soil testing; and the third on planting and maintaining natives. Participants attended two community workdays at each other's gardens and worked together to install the native plants in each

*(Cont. Next Page)*



## Society's B.W. Wells Grants (cont.)

of the nine gardens. The program was highly successful, as a year later, all participants are maintaining their pollinator gardens, following best stewardships practices, and creating plans to expand in 2021.

In addition, four gardens provided educational programming on native plants, three to middle-school students and one to university students.

### St. Philip's Episcopal Church Labyrinth Garden

**Jean Woods**

**IN PLANNING ITS NEW GARDEN**, St. Philip's Episcopal Church of Brevard recognized the opportunity to incorporate native flora into the church landscaping. With the help of a B.W. Wells Stewardship grant, we installed the Labyrinth and Reflection Garden, dedicated on Oct. 17, 2019.

Clumps of Bushy Bluestem Grass (*Andropogon glomeratus*), once mature, will form a lovely "veil" between the garden and the parking lot. Shrubby St. John's-wort (*Hypericum frondosum* 'Sunburst') add color and variety. A Willow Oak (*Quercus phellos*) will eventually provide shade to the garden and a canopy for birds as well as insect larvae for the birds to feed their young. On future workdays, other plants will be installed including ferns, Foamflower (*Tiarella cordifolia*), and Creeping Phlox (*Phlox stolonifera*), and identification tags will be added so visitors can identify plants. The garden is open to the public, advertised with brochures at the Visitor Center in Brevard and local churches. During the pandemic, the garden and labyrinth have become very popular, drawing parents with baby carriages, people on walkers, and groups holding outdoor meetings with masks. The garden has been a great way to share the beauty of our native plants with the community.



### Letter to the Editor:

I would like to comment on the CHLOROFIENDS! article in the winter newsletter edition (*Are We Just Rearranging Deck Chairs on the Titanic?* Dr. William Dunson). I do respect the author's opinion and I too have a small handful of non-native plants in my garden that bring me joy. (Always check if non-native species are invasive and avoid those <https://ncwildflower.org/invasive-exotic-species-list/> with links to the NC Invasive Plant Council). But I do disagree that we can justify using non-invasive non-natives just because of some value we may notice it brings to one or two species of wildlife.

Increasing native plant diversity, and reducing current or potentially future threat to native plant communities is definitely the better

choice and is the message we are trying to convey. Native species do support many more critters than non-native species. The native plants in a region have co-evolved for many years with the myriad of other species (biotic) and under the environmental conditions (abiotic) of the area. The relationship of a species to its biotic and abiotic environment is intricate and involves many more species or factors that are unknown to us.

We must continue to strive towards preserving this delicate balance as best we can, despite the challenges we face. Our purpose as a Society is to promote the enjoyment and conservation of North Carolina's native plants and their habitats. This is not the time to throw in the towel but rather to step up our game!

**Bettina Darveaux**, Society BOD At-large

# Alice Zawadzki Fund

## Protecting a Cranberry Bog

Sophie Elliott, Development Coordinator

**IN DECEMBER 2019**, Foothills Conservancy of North Carolina (FCNC) purchased the 17-acre Jonas Ridge Cranberry Bog, located along Hwy. 181 in the Jonas Ridge community of Burke County. Acquisition of the property ensures protection of the Jonas Ridge Wetlands Natural Area and riparian buffer along 1,300 linear feet of Joe Branch, a headwater stream of Upper Creek.



The Jonas Ridge Wetlands Natural Area is a Southern Appalachian bog natural community that contains documented NC Natural Heritage Program species / communities, including Large Cranberry (NC Threatened), Perennial Sundrops, American Emerald Dragonfly, Black-tipped Darner, Green-striped Darner, and Ski-tipped Emerald.

Funds from the Alice Zawadzki Land Conservation Fund have enabled FCNC to prepare a baseline documentation report for a pending State of North Carolina conservation easement, which will prohibit subdivision and development, but allows public access for passive use and scientific education. FCNC anticipates completing the conservation easement in February 2021. After the easement is recorded, the land will be donated to Burke County for management (Burke county owns three adjoining acres).

FCNC and Burke County obtained a property site design from Equinox Environmental and McGill & Associates for the adjoining properties in November 2020. FCNC will continue work to implement plans for an interpretive boardwalk trail and observation platforms for the public for educational purposes regarding the significance of the rare natural community and plant / animal species supported by bog and wetland communities, and the aquatic habitat of Joe Branch.

## THANKS!

**A heartfelt Thank You to everyone who contributed to NCNPS in 2020, either through our year-end campaign or general support throughout the year.**

Brooke Adams  
Catherine Aiken  
Susan Andrews  
Dawn Barr

Emilie Booker  
Terri Boykin  
Barbara Braatz  
Barbara Brank  
Betty Lou Chaika  
Monika Coleman  
Mariel Colman  
Cure Nursery  
Dennis D'Annunzio  
Beth Davis

Robin Davis  
Sarah Dendy  
Jim Dollar  
Jennifer Dotson  
Barbara Driscoll  
Cathy Eising  
Erin Eriksen  
Robert Erskine  
Louis Eubanks  
Sarah Flores

Vernessa Foelix  
Martha Fout  
Carol Fox  
Elisa Geren  
Anne Gometz  
Carol Goodwillie  
Lisa Lofland Gould  
Deborah Green

**(cont. next page)**

# THANK YOU SO MUCH!

## An enthusiastic “Thank you” to the contributors of our year-end campaign!

**Debra Murray**, Grants and Scholarship Chair

Our year-end campaign for 2020 focused on the NCNPS’s Tom and Bruce Shinn Fund, which grants research proposals to graduate and undergraduate students working on native plants. We are happy to report that member support for this program increased from last year! Donations totaled over \$10,000, which is fantastic news as we can both fund 11 students this year, while also allowing our Shinn Fund to accrue for future withdrawals.

For students at universities and colleges across North Carolina, these grants are a huge boost to their research projects. Your generous donations translate into research opportunities for students such as **Georgia Harrison**, pictured perched on a cliff face, left, studying lichen communities. The 11 awardees from the 2020 granting cycle are studying a broad range of re-

search topics, from anthropogenic impacts on our native flora to ecological and genetic studies of imperiled and endangered species. Read more about their research and previous recipients at <https://ncwildflower.org/shinn-fund-recipients/>.



We look forward to granting proposals from students in 2021 with funds made possible through your contributions. Finally, I owe a big thanks to all the folks involved in the year-end campaign: **Carol Fox, Diane Laslie, DeeDee Clarke, and Jean Woods**, and to **Matt Estep, Paul Hosier, Larry Mellichamp, and Alan Weakley** for sharing their words on the importance of supporting students research.

### THANKS! (cont.)

Emma Halliday	Don Lendle	Thomas Phelan	Susan Sunflower
Martha Hess	George Lockhart	Marie Poteat	Janice Swab
Wanda Hinshaw	Susan Martin	Karen Reed	John Taggart
Hedy Hollyfield	Linda McDermitt	Michelle Reeder	Dennis Testerman
Tony Horney	Larry and Audrey Mellichamp	Jennifer Retallack	Arlene Edwards Thompson
Paul Hosier	Marlyn Miller	Chuck Roe	Jo Rainey Tisdale
Cora Howlett	Mindy Mock	Betty Rogers	Susan Trabka
Florence Kaplan	Theresa Morr	Patricia Rusch	Barbara Tuset
Steven Kroeger	Judy Murray	Bradley Saul	Liz Wahls
Paula LaPoint	Mindy Nathanson	Maggie Scarborough	Torey Wahlstrom
Christy A.H. Larson	Charlotte Patterson	Nancy Shinn	Lynda Waldrep
Diane Laslie	David & Cary Paynter	Barbara Smith	Ann Walter-Fromson
Mary Ann Lawler	Adele Paynter	Steve Smith	Maribeth Weinman
	Kay Pearlstein	Jane Srail	Joe Hamrick & Jean Woods
	Bob Pearson	Paula Stober	



## North Carolina Native Plant Society


C/O Julie Higgin  
209 Hanks Bluff Drive  
Mooresville, NC 28117

## Membership Spotlight: NANCY LEE ADAMSON

*Nancy is a member of the Triad Chapter.*

### **What is your background and how did you get interested in native plants?**

I was born in Washington, D.C., but grew up in NJ, where I spent most of my childhood outside. I became interested in native plants and restoration after serving in the Peace Corps in Tunisia, and learning about problems of desertification. I had a wonderful intensive field study course on native plants with Dr. James Cavender at Ohio University in Athens, OH. Later, I worked for a wetlands mitigation firm, a native seed company called Bloomin' Natives, Adkins Arboretum in Maryland, and the NJ Natural Heritage Program. I also served on the board of the Maryland Native Plant Society for many years. After working as a horticulturist with the University of Maryland Extension, I returned to school for a doctoral degree in entomology at Virginia Tech. In 2011, I began work with the Xerces Society for Invertebrate Conservation as a partner biologist with the US Department of Agriculture in Greensboro.



### **How do you support native plants in your chapter?**

I help with the website announcements and, since fall 2020, along with Terry Ball, have been helping with the Zoom programs. I care for a mostly native perennial border at Dunleath Community Garden and share those plants as divisions and seed. See <https://dunleathgarden.wordpress.com/plants-to-share>

### **Do you have a favorite native plant?**

Hepatica is my favorite plant, but I recently got to see the flowers of Richweed (*Collinsonia canadensis*) up close and was smitten.